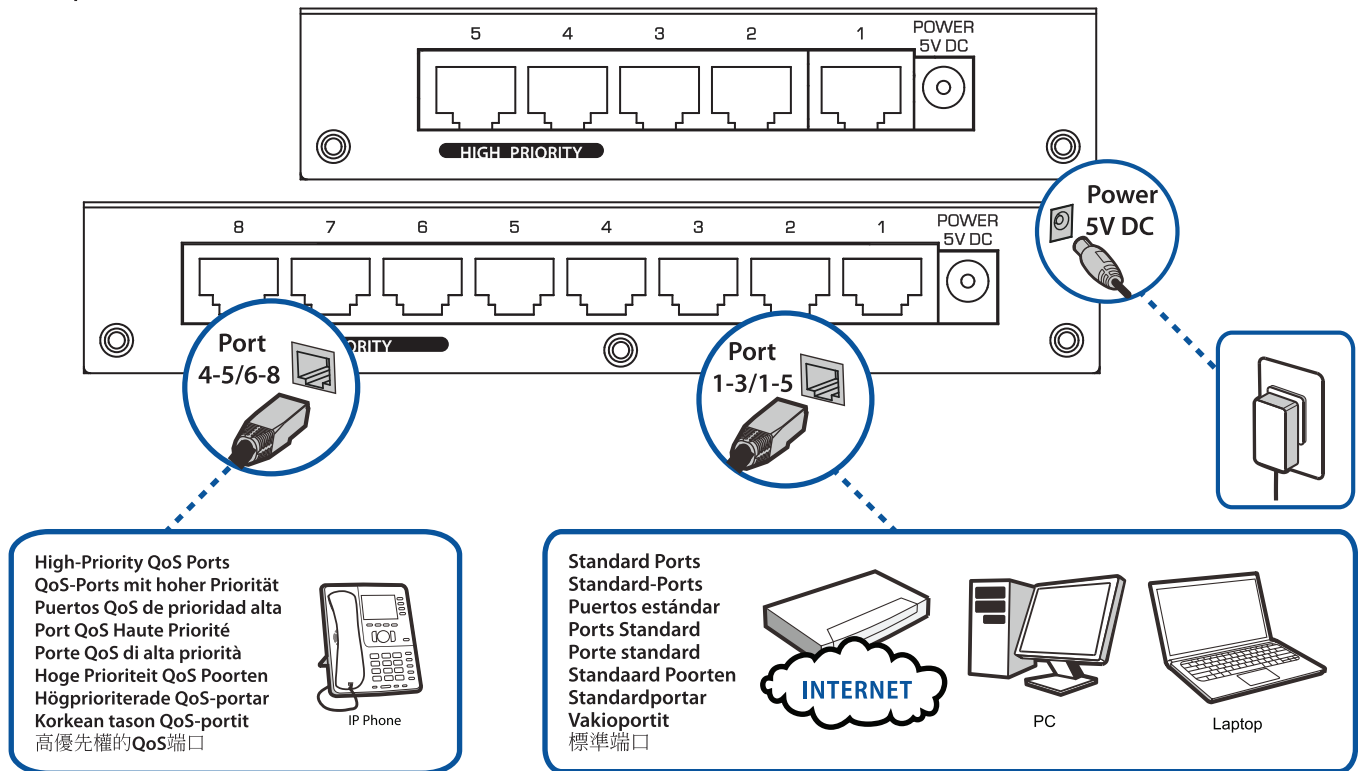


Hardware Installation

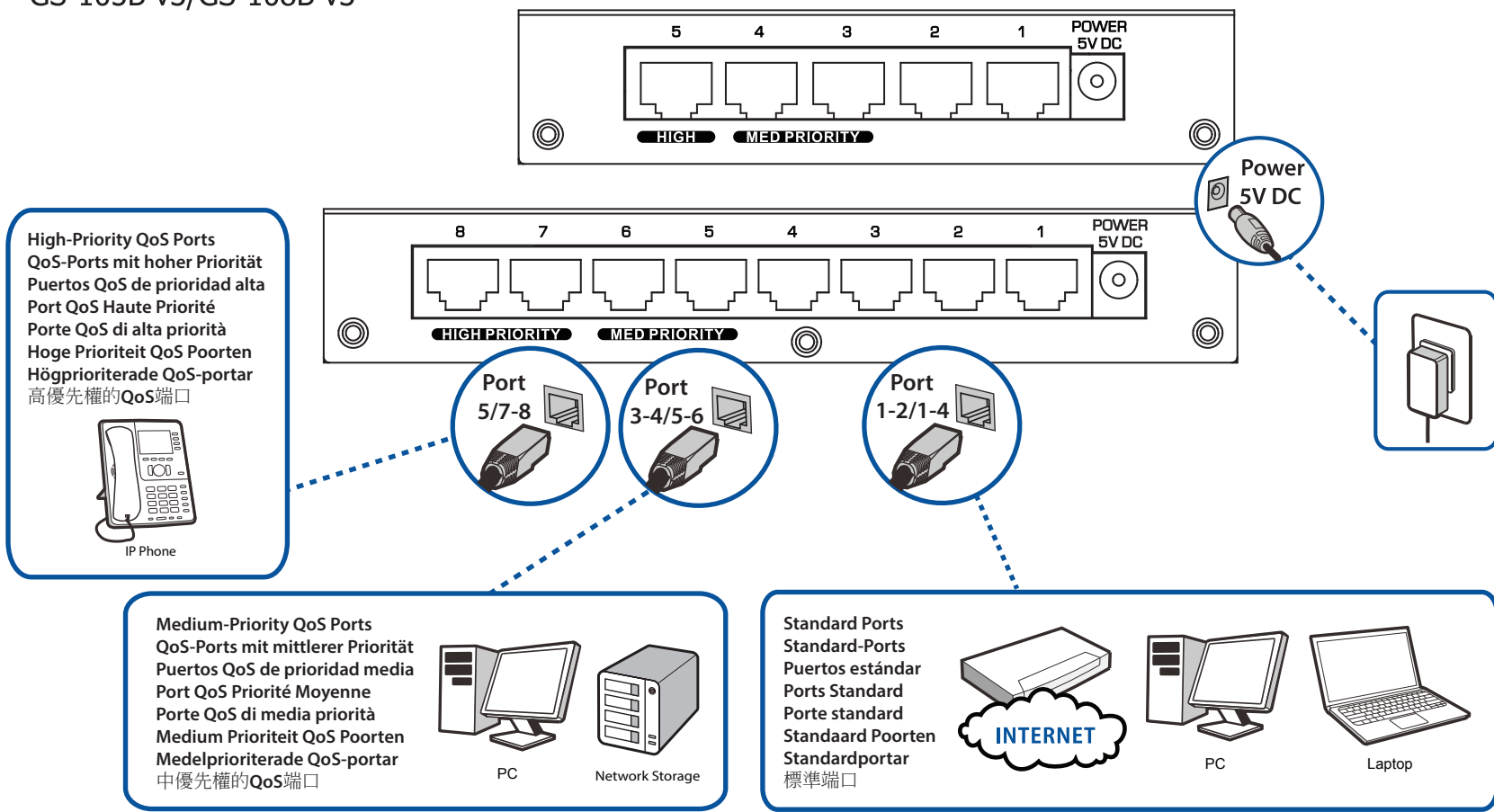
ES-105A v3/ES-108A v3

Installation der Hardware | Instalación del hardware
Installation du matériel | Installazione hardware
Maskinvaruinstallation | Hardware Installatie
Laitteen asennus | 硬體安裝



Hardware Installation

GS-105B v3/GS-108B v3



Check Operation

Betrieb prüfen | Comprobar operación
Vérification du fonctionnement | Controlla il funzionamento
Controleer Werking | Kontrollera drift
Toiminnan tarkastaminen | 檢查作業

English

- The light turns on.
- The lights blink when there is traffic.

Deutsch

- Die LED beginnt zu leuchten.
- Die LEDs blinken bei Datenverkehr.

Español

- La luz se encenderá.
- Las luces parpadearán cuando haya tráfico.

Français

- Le témoin lumineux s'allume.
- Les témoins lumineux clignotent quand il y a du trafic.

Italiano

- La luce si accende.
- Le luci lampeggiano quando c'è traffico in trasmissione o ricezione.

Nederlands

- Het lampje gaat branden.
- Het lampje knippert bij verkeer.

Svenska

- Lampan tänds.
- Lamporna blinkar vid trafik.

Suomenkielinen

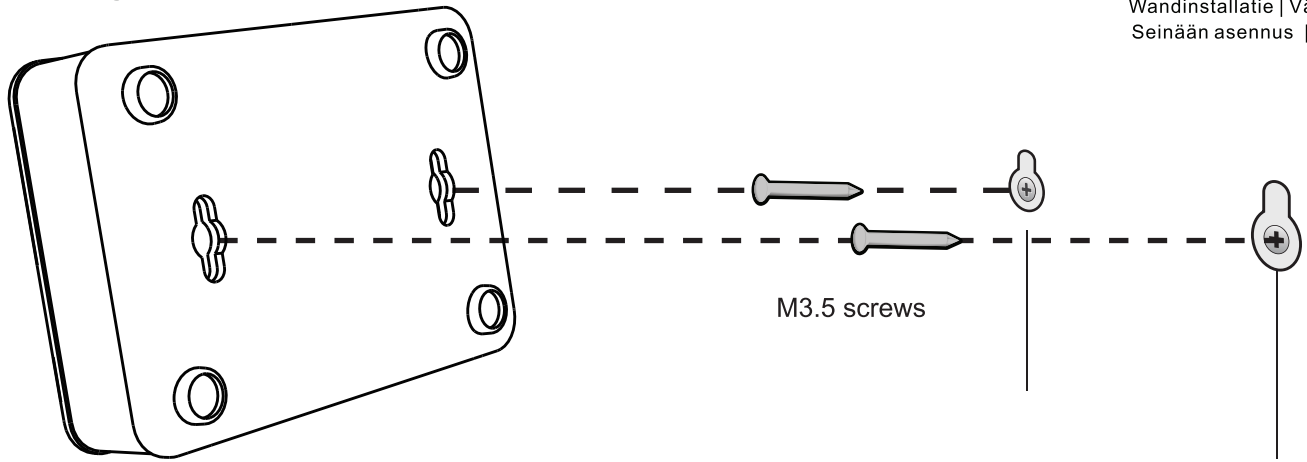
- valo syttyy.
- valot vilkkuvat kun liikenne kulkee.

繁體中文

- 電源 指示燈亮起。
- 乙太網路埠 指示燈閃爍，代表傳輸進行中。

Wall Mounting

Wandmontage | Montaje en pared
 Fixation murale | Montaggio a muro
 Wandinstallatie | Vægmontage
 Seinään asennus | 壁掛式安裝



www.zyxel.com

ZyXEL

Declaration of Conformity

We herewith declare that this declaration is issued under our sole responsibility :

Product : 1. 5-Port Desktop Gigabit Ethernet Switch
 2. 8-Port Desktop Gigabit Ethernet Switch

Model : 1. GS-105B v3
 2. GS-108B v3

MANUFACTURED BY AND TCF FILE LOCATED AT :

Company : ZyXEL Communications Corporation
 Address : 1.No. 2, Gongye E. 9th Road, Hsinchu Science Park, Hsinchu, Taiwan, R.O.C.
 2.No. 6, Innovation Road II, Hsinchu Science Park, Hsinchu, Taiwan, R.O.C.
 3. Generatorvej 8D, 2860 Søborg, Denmark

complies with essential requirements of the following EU harmonization legislation and in conformity with the following presumption of conformity :

Essential requirements	Presumption of conformity
Directive 2006/95/EC (LVD)	EN 60950-1:2006+A11:2009+A1:2010+A12:2011
Directive 2004/108/EC (EMC)	EN 55022:2010+AC:2011 EN 61000-3-2:2006+A1:2009+A2:2009 EN 61000-3-3:2013 EN 55024:2010
Directive 2011/65/EU (RoHS)	EN 50581:2012
Directive 2009/125/EC (ErP)	EN 50563:2011

ZyXEL Communications Corporation

2015-07-24

Date of issue

Richard Hsu
 Richard Hsu / Senior Manager
 Quality Management Division

www.zyxel.com

ZyXEL

Declaration of Conformity

We herewith declare that this declaration is issued under our sole responsibility :

Product : 1. 5-Port Desktop Fast Ethernet Switch
 2. 8-Port Desktop Fast Ethernet Switch

Model : 1. ES-105A v3
 2. ES-108A v3

MANUFACTURED BY AND TCF FILE LOCATED AT :

Company : ZyXEL Communications Corporation
 Address : 1.No. 2, Gongye E. 9th Road, Hsinchu Science Park, Hsinchu, Taiwan, R.O.C.
 2.No. 6, Innovation Road II, Hsinchu Science Park, Hsinchu, Taiwan, R.O.C.
 3. Generatorvej 8D, 2860 Søborg, Denmark

complies with essential requirements of the following EU harmonization legislation and in conformity with the following presumption of conformity :

Essential requirements	Presumption of conformity
Directive 2006/95/EC (LVD)	EN 60950-1:2006+A11:2009+A1:2010+A12:2011
Directive 2004/108/EC (EMC)	EN 55022:2010+AC:2011 EN 61000-3-2:2006+A1:2009+A2:2009 EN 61000-3-3:2013 EN 55024:2010
Directive 2011/65/EU (RoHS)	EN 50581:2012
Directive 2009/125/EC (ErP)	EN 50563:2011

ZyXEL Communications Corporation

2015-07-24

Date of issue

Richard Hsu
 Richard Hsu / Senior Manager
 Quality Management Division

"INFORMAZIONI AGLI UTENTI"

Ai sensi della Direttiva 2012/19/UE del Parlamento europeo e del Consiglio, del 4 luglio 2012, sui rifiuti di apparecchiature elettriche ed elettroniche (RAEE)

Il simbolo del cassonetto barrato riportato sull'apparecchiatura o sulla sua confezione indica che il prodotto alla fine della propria vita utile deve essere raccolto separatamente dagli altri rifiuti.

La raccolta differenziata della presente apparecchiatura giunta a fine vita è organizzata e gestita dal produttore. L'utente che vorrà disfarsi della presente apparecchiatura dovrà quindi contattare il produttore e seguire il sistema che questo ha adottato per consentire la raccolta separata dell'apparecchiatura giunta a fine vita.

L'adeguata raccolta differenziata per l'avvio successivo dell'apparecchiatura dismessa al riciclaggio, al trattamento e allo smaltimento ambientalmente compatibile contribuisce ad evitare possibili effetti negativi sull'ambiente e sulla salute e favorisce il reimpiego e/o riciclo dei materiali di cui è composta l'apparecchiatura.

Lo smaltimento abusivo del prodotto da parte del detentore comporta l'applicazione delle sanzioni amministrative previste dalla normativa vigente."

安全警告

為了您的安全，請先閱讀以下警告及指示：

• 請勿將此產品接近水、火焰或放置在高溫的環境。

• 避免設備接觸

• 任何液體、切勿讓設備接觸水、雨水、高濕度、污水腐蝕性的液體或其他水份。

• 灰塵及污物、切勿接觸灰塵、污物、沙土、食物或其他不適合的材料。

• 切勿重摔或撞擊設備，並勿使用不正確的電源變壓器。

• 若接上不正確的電源變壓器會有爆炸的風險。

• 請勿隨意更換產品內的電池。

• 如果更換不正確之電池型式，會有爆炸的風險，請依製造商說明書處理使用過之電池。

• 請將廢電池丟棄在適當的電器或電子設備回收處。

• 請勿將設備解體。

• 請勿阻礙設備的散熱孔，空氣對流不足將會造成設備損害。

• 請插在正確的電源供給插座(如:北美/台灣電壓110V AC，歐洲是230V AC)。

• 假若電源變壓器或電源變壓器的纜線損壞，請從插座拔除，若您繼續插電使用，會有觸電死亡的風險。

• 請勿試圖修理電源變壓器或電源變壓器的線路，若有損壞，請直接聯絡您購買的店家，購買一個新的電源變壓器。

• 請勿將此設備安裝於室外，此設備僅適合放置於室內。

• 請勿隨一般垃圾丟棄。

CE Mark Warning

This is a class B product. In a domestic environment this product may cause radio interference in which case the user may be required to take adequate measures.

a) Network standby power consumption < 12W and,

b) Off mode power consumption < 0.5W

請參閱產品背貼上的設備額定功率。

請參考產品型錄或是彩盒上標示的作業溫度。



ZyXEL

Warranty Card

ZyXEL Warranty information

Thank you for purchasing a ZyXEL product! We take great pride in our quality, value and performance and believe that this product should offer you trouble-free operation throughout its lifetime. If you do experience any problems with your product, please contact ZyXEL Communications Corporation offices worldwide. For further information on our warranty regulations and liability in your country please visit the ZyXEL web site: <http://www.zyxel.com/warranty>

Warranty form

In certain countries, the seller has to fill out, sign and stamp the following warranty information in order for the ZyXEL warranty to be valid.

Product model number:

Product serial number:

Date of purchase:

Seller's stamp and signature: